



COMMERCIAL OPPORTUNITIES

WHAT IS RUSHMERE?

RUSHMERE IS NORTHERN IRELAND'S LARGEST SHOPPING COMPLEX, FEATURING 70+ GLOBAL AND REGIONAL BRANDS. AN ANNUAL CALENDAR PACKED WITH FAMILY ENTERTAINMENT, WEEKLY LIVE MUSIC, AND SEASONAL EVENTS LIKE NO OTHER, THERE IS NOWHERE QUITE LIKE RUSHMERE.

349K



CATCHMENT WITHIN
30 MINUTE DRIVE

195K

WEEKLY VISITORS

70+

GLOBAL & REGIONAL
BRANDS






H&M

RIVER ISLAND

H&M



RUSHMERE

RUSHMERE IN NUMBERS

70+
BIG NAME STORES



10
MILLION
ANNUAL VISITORS


COMPLIMENTARY WI-FI
THROUGHOUT THE COMPLEX

30
ACRE SITE

85
MINUTE DWELL
TIME



82%
CONVERSION
RATE



1800+
FREE PARKING
SPACES

PREVIOUS PROMOTIONS



NORTH MALL

WEEKDAY RATE: £300 PER DAY

WEEKEND RATE: £350 PER DAY

£1600 PER WEEK



Greet shoppers as they enter Rushmere, through our main entrance, in the the North Mall. The North Mall makes for a perfect promotional location.

PROMOTIONAL SPACES

MAIN SQ

WEEKDAY RATE: £300 PER DAY

WEEKEND RATE: £350 PER DAY

£1600 PER WEEK



The Main Sq is the heart of Rushmere. With the sun shining through the glass atrium, the good vibes are always flowing in the Main Sq. Surrounded by our new state of the art seating, the Main Sq has become a social hub for Rushmere shoppers to meet. This space allows for larger promotions.


PROMOTIONAL SPACES

SOUTH MALL

WEEKDAY RATE: £300 PER DAY

WEEKEND RATE: £350 PER DAY

£1600 PER WEEK



Anchored by Primark, the South Mall has become one of Rushmere's main hubs. With easy access to the underground car park, and seasonal entertainment taking place here- the South Mall is a great location to enhance your brand's visibility.

PROMOTIONAL SPACES

NORTH CANOPY

WEEKDAY RATE: £250 PER DAY

WEEKEND RATE: £300 PER DAY

£1200 PER WEEK



Rushmere's recently redeveloped North canopy, located at the main entrance, has become an iconic feature of the redevelopment project. With over 44% of the Rushmere footfall entering through this canopy, it's the perfect place to catch the eyes of our customers, upon arrival.

PROMOTIONAL SPACES

ENTRANCE EMBANKMENT

£750 PER WEEK



The Entrance Embankment is seen by shoppers as they first enter the property, from the main road. This location is ideal for SUV style cars, with a concrete plinth located on the top of the embankment.

PROMOTIONAL SPACES

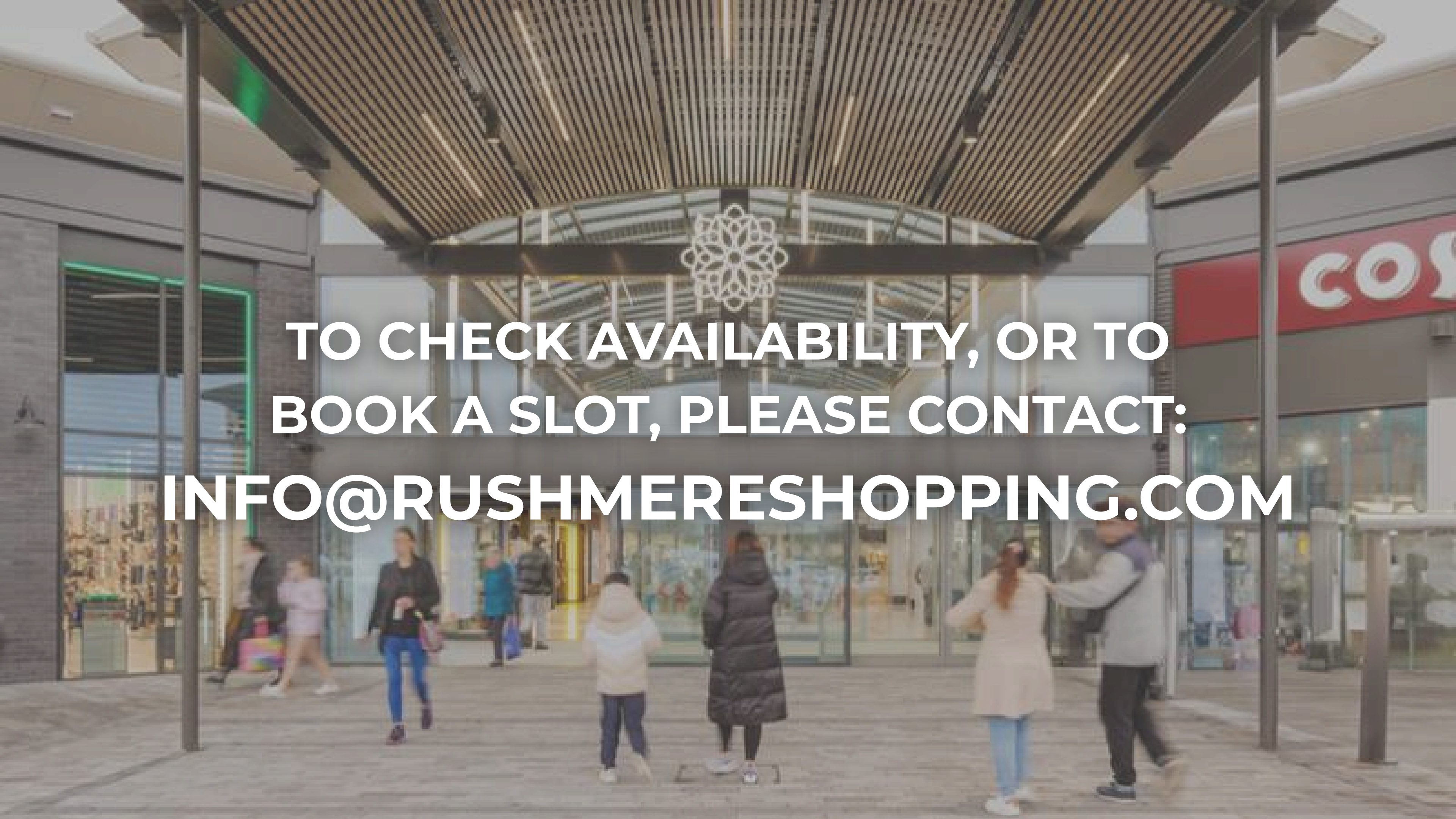
MAIN CAR PARK EMBANKMENT

£500 PER WEEK



The Main Car Park Embankment is the perfect spot for larger cars, with a concrete plinth on top of the embankment. Located right beside McDonald's and facing the Shopping Centre, the embankment makes for a perfect location.

PROMOTIONAL SPACES



**TO CHECK AVAILABILITY, OR TO
BOOK A SLOT, PLEASE CONTACT:
INFO@RUSHMERESHOPPING.COM**